

 **NEMO**

**GOTHAM**



# GOTHAM



**GOTHAM**



# **GOTHAM** PORCELAIN COLORS



AV 321  
LAMP POST



AV 322  
PENTHOUSE



AV 323  
CLOCK TOWER



AV 324  
MAINLINE



AV 325  
DOCKSIDE



AV 326  
PAVEMENT

# GOTHAM



# GOTHAM






12" x 24"



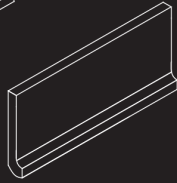
2" x 6"

## SIZES & FINISHES


Nominal (in)	Actual (in)	Thickness (in)	Finish
2 x 6	1 <sup>13</sup> / <sub>16</sub> x 5 <sup>13</sup> / <sub>16</sub>	3/8	UPS
12 x 24	11 <sup>3</sup> / <sub>4</sub> x 23 <sup>3</sup> / <sub>4</sub>	3/8	UPS
4 x 24 Single Bullnose	3 <sup>13</sup> / <sub>16</sub> x 23 <sup>13</sup> / <sub>16</sub>	3/8	UPS
6 x 12 Cove Base	5 <sup>7</sup> / <sub>8</sub> x 11 <sup>3</sup> / <sub>4</sub>	3/8	UPS



4"x24" Single Bullnose



6"x12" Cove Base



### V2

Clearly distinguishable differences in texture and/or pattern within similar colors.

## TECHNICAL INFORMATION

Specification	Test	Gotham
Breaking Strength	ASTM C648	> 450 lbf
Bond Strength	ASTM C482	> 200 psi
Chemical Resistance	ASTM C650	Unaffected
Frost Resistance	ASTM C1026	Resistant
Water Absorption	ASTM C373	< 0.20%
Scratch Hardness	MOHS Scale	7
DCOF	AcuTest	0.50 - 0.60



**GOTHAM**