

NEMO
TILE + STONE
TOWNE



TOWNE



TOWNE



TOWNE



TOWNE



TOWNE COLORS

CERAMIC WALL TILE

TRANSPARENT



WHITE MOON
TRANSPARENT



IVORY
TRANSPARENT



SILVER
TRANSPARENT



GRAY STONE
TRANSPARENT



CHARLESTON GRAY
TRANSPARENT



AQUA
TRANSPARENT

CRAQUELE



WHITE MOON
CRAQUELE



IVORY
CRAQUELE



SILVER
CRAQUELE



GRAY STONE
CRAQUELE



CHARLESTON GRAY
CRAQUELE



AQUA
CRAQUELE



WHITE MOON
BLACK CRAQUELE



ROSEMARY
CRAQUELE



NAVY
CRAQUELE




OLIVE GREEN
CRAQUELE



AMETHYST
CRAQUELE

TOWNE



TOWNE


TECHNICAL FEATURES

Material	Ceramic
Stain Resistance	Class 1
Water Absorption	> 10%
Chemical Resistance	Class GLB
Grazing Resistance	Resistant
Thickness	10 mm




TOWNE

SIZE




2.5x10




3x6

*3x6 only available in White Moon and Ivory - Transparant/Craquele


TRIMS



.4"x8" Quater round



1.5"x10" Chair Rail





NEMO
TILE + STONE
TOWNE